

AUTOLIFT SYSTEM

INSTALLATION MANUAL FOR ADAPTERS **FORD 2016 euro 6 (adBlue)**

Please subscribe to our Youtube channel TESA AUTOLIFT SYSTEM and see all tutorial videos.

Front right adapter Ford euro6

Step 1:



Insert the special plate through the hole present on the frame



Step 2:


Fix the adapter with the bolt M10 supplied and fix the support of AdBlue tank up the adapter.

Step 3:



Push the adapter on the frame then drill two 10mm hole and fixs with the bolts supplied.

Step 4:



Fix the jack.


USE THE SAME PROCEDURE FOR THE FRONT LEFT ADAPTER

Rear right adapter Ford euro6


Step 1:



Put the adapter in the point illustrated (rear the rear axle), insert the special plates and fix the adapter with the M10 bolts supplied



Step 2:



Drill a 13mm hole through the hole in the adapter.

Step 3:



Fix the jack.



USE THE SAME PROCEDURE FOR THE REAR LEFT ADAPTER